

VINNO⁵

Superior Quality, Exceptional Value
Portable Color Doppler Ultrasound System



VINNO Technology (Suzhou) Co., Ltd.

5F, A Building, No.27 Xinfra Rd, Suzhou Industrial Park, 215123, China

Tel: +86 512 62873806

Fax: +86 512 62873801

Email: vinno@vinno.com

Website: www.vinno.com

VINNO reserve the rights to revise the technical specification if needed.

VINNO
VISION IN INNOVATION



VINNO⁵

Independent Research, Core Values

VINNO's commitment to research and development, which builds on our solid foundation in ultrasound technology, allows us to optimize, innovate, and continue to deliver superior products. Our revolutionary RF platform, the first of its kind, offers unique processing technology high-quality ultrasound images, and unmatched performance.

- » Exclusive RF platform produces clearer images and more data.
- » Comprehensive processing tools support a wider range of clinical applications.
- » Advanced image processing technology improves image quality.
- » Special 4D rendering technology produces high quality fetal images.
- » Easy-to-use, interactive interface provides simple operation.
- » Option for continued upgrades protects user's investment.

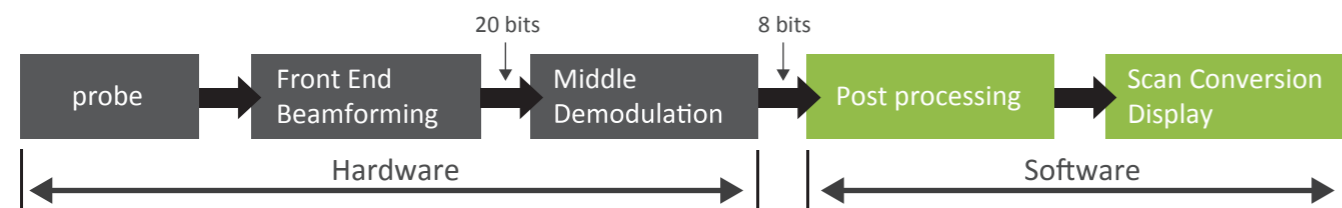


Unique RF Platform

Because of hardware limitations, traditional front-end RF platforms are unable to transmit certain useful information. VINNO's unique platform is the first in the fast processing power to ensure detailed images and accurate measurements.

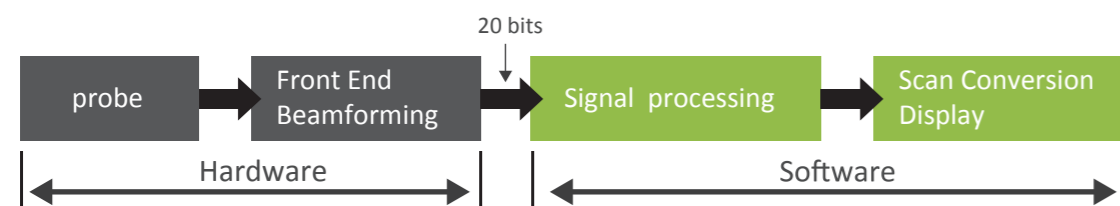
The RF platform reads a wider range of signals, resulting in clearer, higher-resolution images. This endows the system with unique capabilities, including fullscreen mode and high-resolution images free of distortion, which aids in diagnosis of small lesions.

Traditional Ultrasound Platform — Image data processing platform



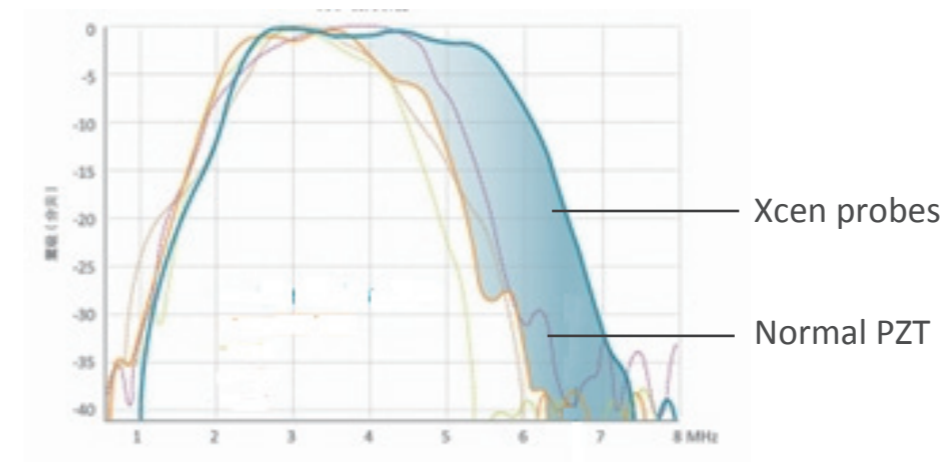
Innovative RF Ultrasound Platform

RF signal data processing platform for better resolution and definition

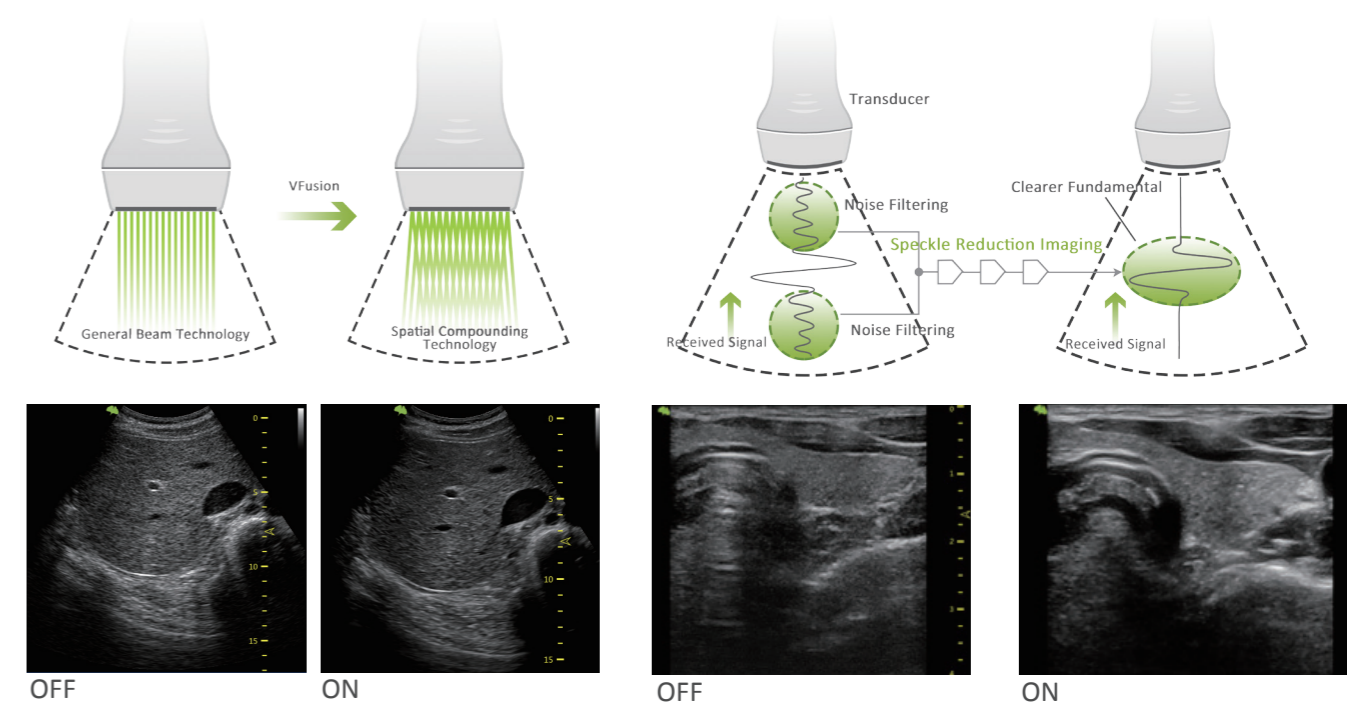


Xcen Probe Technology

The Xcen high-frequency wideband probe transmits at up to 16 MHz and provides clearer images of subtle variations in tissue, which allows lesions to be diagnosed earlier.



Advanced Imaging Optimization Technology



VFusion Technology

VSpeckle Technology

Great OB/GYN Application

- » A highly sensitive touch screen and simple 4D interface deliver a smoother workflow and reduce the burden of operation on clinicians.
- » A full range of obstetric and gynecological functions, including comprehensive 3D/4D clinical applications, MCUT and AutoNT.
- » Special rendering techniques provide enhanced details in shadows.
- » A smart 3D/4D touchscreen allows users to rotate and zoom in on images at any angle. Combined with magic cut technology, these features provide simple, intuitive operation.

Fast Operation and Workflow

- » Fast boot-up, reducing the waiting time.
- » Email and Bluetooth data transfer capability.
- » One key for storage and printing.
- » Intuitive, configurable touch-screen user interface.

Remote Diagnostics

- » VINNO remote diagnostics solutions provide lossless data transmission, and back-office ultrasound workstation seamless operation experience.
- » Use wired and wireless transmission to send the image via Bluetooth, mail, etc. to the specified contact.

